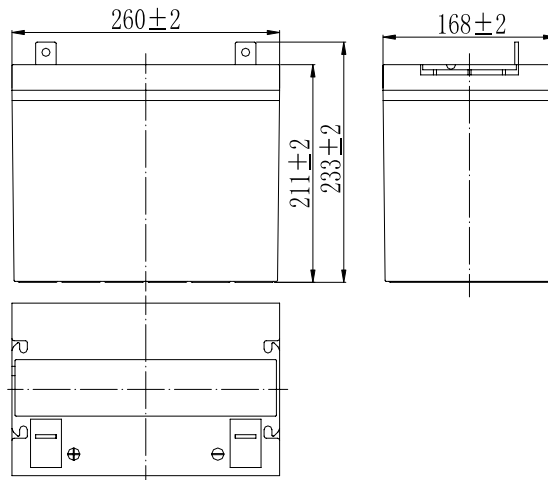
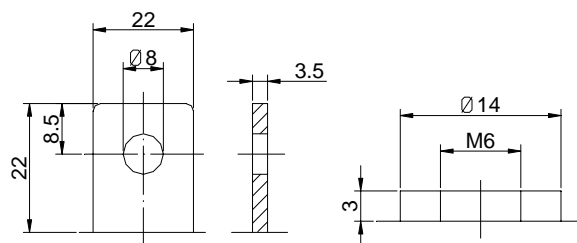


| | | |
|---|---|--|
| Nominal Voltage | | 12 V |
| Capacity (25°C) | 10HR(10.8V) | 80 Ah |
| | 5HR(10.5V) | 70Ah |
| | 1HR(9.60V) | 49.6Ah |
| Dimension | Length | 260mm ± 2 (10.24inch) |
| | Width | 168mm ± 2 (6.61inch) |
| | Height | 211mm ± 2 (8.31inch) |
| | Total Height | T5: 233 ± 2mm (9.17inch) T9: 214 ± 2mm (8.43inch) |
| Approx. Weight | | 23.5kg (51.8lbs) ± 4% |
| Terminal type | | T5/T9 |
| Internal resistance (Fully charged, 25°C) | | Approx. 5.5m Ω |
| Capacity affected by temperature (10HR) | 40°C | 102% |
| | 25°C | 100% |
| | 0°C | 85% |
| | -15°C | 65% |
| Self-discharge (25°C) | 3 month | Remaining Capacity: 91% |
| | 6 month | Remaining Capacity: 82% |
| | 12 month | Remaining Capacity: 65% |
| Nominal operating temperature | | 25°C ± 3°C (77°F ± 5°F) |
| Operating temperature range | Discharge | -15°C ~ 50°C (5°F ~ 122°F) |
| | Charge | -10°C ~ 50°C (14°F ~ 122°F) |
| | Storage | -20°C ~ 50°C (-4°F ~ 122°F) |
| Float charging voltage(25°C) | 13.50 to 13.80V Temperature compensation: -18mV/°C | |
| Cyclic charging voltage(25°C) | 14.50 to 14.90V Temperature compensation: -30mV/°C | |
| Maximum charging current | 24A | |
| Terminal material | Copper | |
| Maximum discharge current | 800A(5 sec.) | |
| Designed floating life(20°C) | 12 years | |

Dimensions



Terminal



Terminal T5

Terminal T9

- ◆ Absorbent glass mat technology;
- ◆ Recognized by UL & CE;
- ◆ ABS container.

Constant Current Discharge Characteristics (A, 25°C)

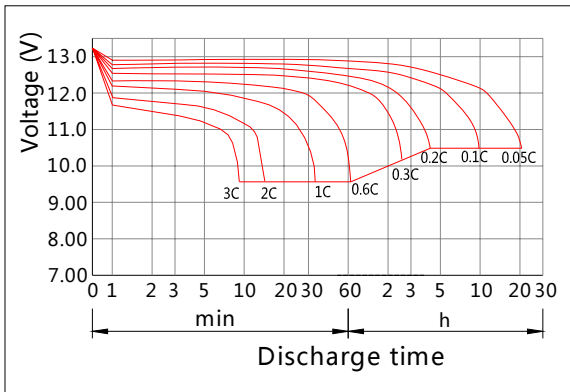
| F.V/TIME | 10min | 15min | 30min | 60min | 2h | 3h | 4h | 5h | 8h | 10h | 20h |
|----------|-------|-------|-------|-------|------|------|------|------|------|------|------|
| 9.60V | 168 | 132 | 80.0 | 49.6 | 29.2 | 20.4 | 16.7 | 14.3 | 9.79 | 8.14 | 4.28 |
| 9.90V | 163 | 129 | 78.4 | 48.9 | 29.1 | 20.3 | 16.6 | 14.2 | 9.73 | 8.13 | 4.27 |
| 10.2V | 156 | 124 | 76.0 | 47.6 | 28.8 | 20.1 | 16.5 | 14.1 | 9.67 | 8.10 | 4.25 |
| 10.5V | 150 | 120 | 74.2 | 46.7 | 28.4 | 20.0 | 16.4 | 14.0 | 9.60 | 8.06 | 4.23 |
| 10.8V | 141 | 114 | 71.4 | 45.2 | 27.6 | 19.4 | 15.9 | 13.6 | 9.31 | 8.00 | 4.20 |

Constant Power Discharge Characteristics (Watt, 25°C)

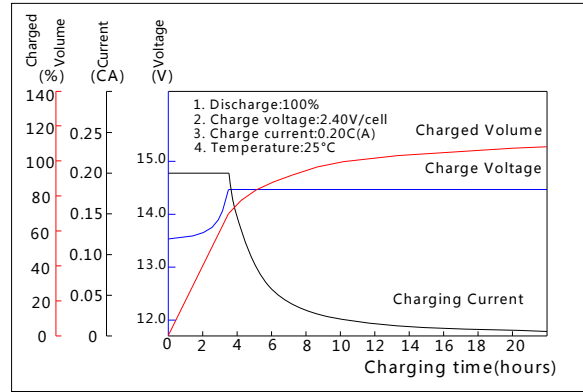
| F.V/TIME | 10min | 15min | 30min | 60min | 2h | 3h | 4h | 5h | 8h | 10h | 20h |
|----------|-------|-------|-------|-------|-----|-----|-----|-----|-----|------|------|
| 9.60V | 1814 | 1449 | 898 | 565 | 339 | 240 | 197 | 169 | 116 | 97.2 | 51.3 |
| 9.90V | 1760 | 1415 | 880 | 557 | 337 | 238 | 196 | 168 | 116 | 97.0 | 51.2 |
| 10.2V | 1687 | 1362 | 853 | 543 | 334 | 237 | 194 | 167 | 115 | 96.8 | 51.1 |
| 10.5V | 1615 | 1316 | 832 | 532 | 329 | 235 | 193 | 165 | 114 | 96.2 | 50.8 |
| 10.8V | 1524 | 1246 | 802 | 516 | 320 | 228 | 187 | 161 | 111 | 95.5 | 50.4 |

Note: The above characteristics data can be obtained within three charge/discharge cycles.

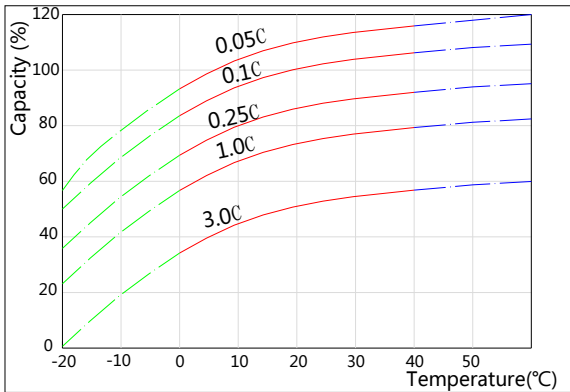
Discharge Characteristics(25°C)



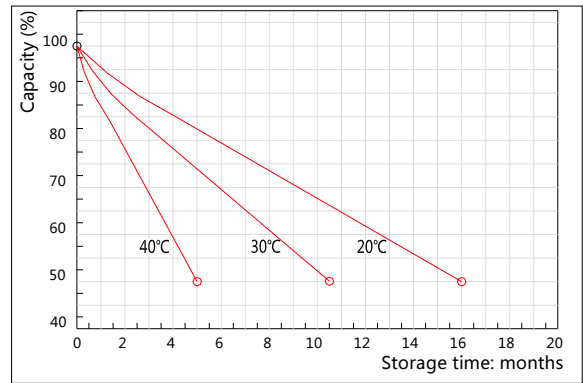
Charging Characteristics(25°C)



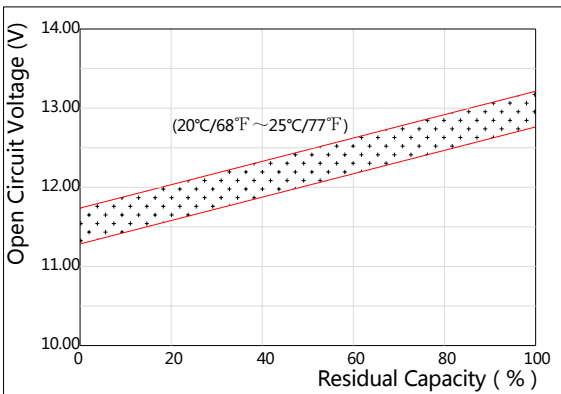
Effect of Temperature on Capacity



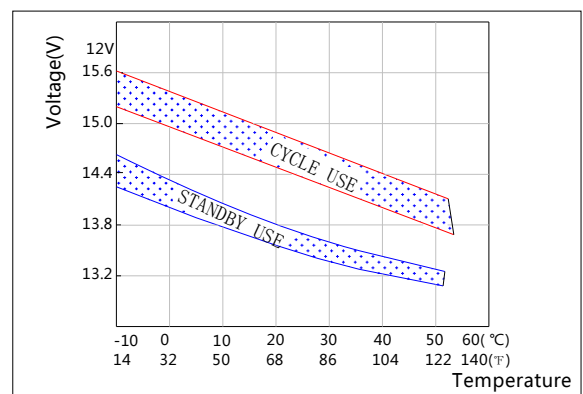
Self-discharge Characteristics



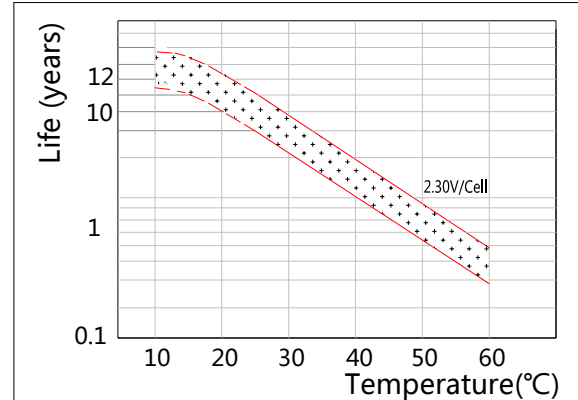
The Relationship for Open Circuit Voltage and Residual Capacity (25°C)



The Relationship for Charging Voltage and Temperature



Floating Life on Temperature



Cycle Life on D.O.D(25°C)

